

**AUDIT REPORT**

We have examined the Balance Sheet of **SOCIAL ACTION FOR RURAL DEVELOPMENT (SARDA), RAMGARH-829122 (Jharkhand), PAN – AADTS1984N** as at 31<sup>st</sup> March, 2025, Income Expenditure Account and Receipt Payment Account for the period 01.04.2024 to 31.03.2025 which are in agreement with the Books of Accounts maintained by the assessee.

We have obtained all the information and explanations, which to the best of our knowledge and belief were necessary for the purpose of our audit. In our opinion, proper Books of Accounts have been kept by the assessee, so far as appears from our examination of the Books and proper returns adequate for the purposes of audit have been received by us.

In our opinion and to the best of our information and according to explanation given to us, the said accounts give a true and fair view:

[a] In case of the Balance Sheet, of the state of the affairs of the assessee as at 31<sup>st</sup> March 2025.

and

[b] In case of the Income Expenditure and Receipt Payment Account of the surplus for the year ending on 31<sup>st</sup> March, 2025.

**Place: Ramgarh**  
**Dated: 11.09.2025**



**For SDR & ASSOCIATES**  
**Chartered Accountant**  
**FRN – 326522E**

*Sandeep*

**(Sandeep Khandelwal)**  
**Partner**

**M.No. 435412**

**UDIN- 25435412BMKMMM7925**

**SOCIAL ACTION FOR RURAL DEVELOPMENT(SARDA)**

**RAMGARH, JHARKHAND**


**CONSOLIDATED RECEIPT AND PAYMENT ACCOUNT FOR THE YEAR ENDED 31ST MARCH, 2025**

In Rs.

RECEIPT		AMOUNT	PAYMENT		AMOUNT
<b><u>To, Opening Balance:</u></b>			<b><u>By Indirect Expenses</u></b>		42,38,313.56
Cash at Bank	56,08,012.29		(As per Schedule IV)		
Cash in Hand	1,31,967.00	57,39,979.29			
			<b><u>By, Payment towards Loan and Advance</u></b>		3,64,01,260.30
<b><u>To, Receipt</u></b>			(As per Schedule IV)		
Grant (As Per Schedule " IV")	89,99,658.00				
Interest Received	3,49,176.65	93,48,834.65	<b><u>By, Fixed Assets Purchase</u></b>		
Other Income		43,312.50	(As per Schedule IV)	6,540.00	6,540.00
<b><u>To, Loan &amp; Advance</u></b>					
(As Per Schedule " IV")		47,69,070.26	<b><u>By, Investment</u></b>		
			(As per Schedule IV)		
<b><u>To, Security Amount Refund</u></b>			Fixed Deposit & Security Deposits	76,36,340.59	76,36,340.59
(As Per Schedule " IV")		49,77,342.00			
<b><u>To, Sundry Debtors</u></b>					
(As Per Schedule " IV")		2,85,65,096.00			
			<b><u>By, Branch and Division</u></b>		
<b><u>To, Branch and Division</u></b>			(As per Schedule IV)	3,68,71,367.12	3,68,71,367.12
(As Per Schedule " IV")		4,83,01,087.00			
			<b><u>To, Sundry Creditors</u></b>		
			(As Per Schedule " IV")		1,04,63,438.00
			<b><u>Closing Balance</u></b>		
			Cash at Bank	60,44,605.53	
			Cash in Hand	82,856.60	61,27,462.13
<b>Total</b>		<b>10,17,44,721.70</b>	<b>Total</b>		<b>10,17,44,721.70</b>

Signed in terms of our separate Report of even date.

For, Social Action for Rural Development (SARDA)



Place : Ramgarh  
Date : 11-09-2025



For, S D R & ASSOCIATES  
CHARTERED ACCOUNTANT  
FRN - 326522E

*Sandeep*  
Sandeep Khandelwal  
(Partner)  
M.No. 435412

UDIN- 25435412BTKMM71925

**SOCIAL ACTION FOR RURAL DEVELOPMENT(SARDA)**

**RAMGARH, JHARKHAND**


**CONSOLIDATED INCOME & EXPENDITURE ACCOUNT FOR THE YEAR ENDED 31ST MARCH 2025**

In Rs.

EXPENDITURE		AMOUNT	INCOME		AMOUNT
<b>To, Project Maintenance Exp.</b> (As per Annexure "A")		6,28,60,996.14	<b>By,Receipt</b> Grant (As Per Schedule "III ")		8,88,94,476.82
<b>To, Administrative Exp.</b> (As per Annexure "A")		1,17,86,436.78	<b>By,Other Income</b> (As Per Schedule "III ")		8,16,003.00
<b>To, Training &amp; Development Exp</b> (As per Annexure "A")		39,28,812.26	<b>By,Interest Received</b> (As Per Schedule "III ") Interest on FD Bank Interest	3,33,093.00 2,00,840.65	5,33,933.65
<b>To, Accrued Exp. And provided for</b> Depreciation Audit fee	4,58,001.63 90,000.00	5,48,001.63			
<b>To, Surplus Tr. To Capital A/C</b>		1,11,20,166.66			
<b>TOTAL</b>		<b>9,02,44,413.47</b>	<b>TOTAL</b>		<b>9,02,44,413.47</b>

Signed in terms of our separate Report of even date.

For, Social Action for Rural Development (SARDA)



For, S D R & ASSOCIATES  
CHARTERED ACCOUNTANT

FRN - 326522E

*Sandeep*

Sandeep Khandelwal  
(Partner)

M.No. 435412

Place : Ramgarh  
Date : 11-09-2025

UDIN- 25435412BMRM7925

**SOCIAL ACTION FOR RURAL DEVELOPMENT(SARDA)**

**RAMGARH, JHARKHAND**

**CONSOLIDATED BALANCE SHEET, AS ON 31ST MARCH 2025**


In Rs.

LIABILITIES	AMOUNT	AMOUNT	ASSETS	AMOUNT	AMOUNT
<b>General Fund</b>		-	<b>Fixed Assets:</b>		
			(As Per Schedule I & II)	54,26,887.34	54,26,887.34
<b>Capital Fund</b>			<b>Investments</b>		
Opening balance	4,60,98,067.98		FD	93,56,440.00	93,56,440.00
Add: Surplus	1,11,20,166.66	5,72,18,234.64			
			<b>Current Assets</b>		
			TDS Receivable (24-25)	12,02,422.00	
			TDS Receivable 2018-22	8,16,534.00	
			GST Receivable	8,85,439.26	
			Security Deposit / EMD	42,51,281.71	
			Sundry Debtors	2,42,99,209.57	3,14,54,886.54
<b>Current Liabilities</b>					
Expenses Payable	-		<b>Branch &amp; Division</b>	87,16,632.27	87,16,632.27
Sundry Creditor	26,12,700.52				
Branch & Division	22,16,998.89		<b>Loans &amp; Advances</b>	15,58,203.77	15,58,203.77
Duty and Taxes	26,883.00				
Audit Fee Payable	90,000.00		<b>Cash &amp; bank Balance</b>		
Other Payable	4,75,695.00	54,22,277.41	Cash at Bank	60,44,605.53	
			Cash in hand	82,856.60	61,27,462.13
<b>Total</b>		<b>6,26,40,512.05</b>	<b>Total</b>		<b>6,26,40,512.05</b>

-0.00

Signed in terms of our separate Report of even date.

For, Social Action for Rural Development (SARDA)



Place : Ramgarh  
Date : 11-09-2025

For, S D R & ASSOCIATES  
CHARTERED ACCOUNTANT  
FRN - 326522E



*Sandeep*  
Sandeep Khandelwal  
(Partner)  
M.No. 435412



UDIN- 25435412BMKMMM7925

**SOCIAL ACTION FOR RURAL DEVELOPMENT(SARDA)**

**RAMGARH, JHARKHAND**

Schedule "I" of Fund and Liabilities forming part of Balance Sheet as on 31st March 2025

SL.No.	Particulars	Balance As On 31.03.2024	For the Year		Balance As On 31.03.2025	Branch & Division	Current Liab. & Prov.				
			Deficit	Surplus			Expenses Payable	Sundry Creditors	Duty & Taxes	Audit Fee	Other Payables
1	Resource Support (HO)	3,78,38,557.97		56,31,923.85	4,34,70,481.82			-	26,883.00	90,000.00	1,12,374.00
2	NABARD-RIDF 01/ SIMDEGA/ 2015-16	-27,48,353.13		27,48,704.13	351.00	12,596.87					
3	Sarda Training Centre, Ramgarh	9,00,021.90		8,121.97	9,08,143.86	-					
4	Jogarnala Watershed Project _Mang.cost WDF	3,10,000.00	3,96,600.00		-86,600.00	86,600.00					
5	Jogarnala Watershed Project-FSR, Mirzapur	-			-	1,25,863.00					
6	FSPF Ghazipur	-17,796.00		17,796.00	-						
7	Hemara Watershed , Gaya	-39,310.00			-39,310.00	1,48,437.00					
8	Balaghat Agro Cluster (SFURTI )	-11,35,352.49	9,13,061.88		-20,48,414.37	-		21,16,508.91	-		3,63,321.00
9	SFAC, New Delhi	2,22,250.00		39,750.00	2,62,000.00	7,73,625.00					
10	FCRA- A/c , Ramgarh	7,321.37		12.00	7,333.37						
11	NABARD-RIDF 01/ KHUNTI/2015-16	-4,11,885.39		4,12,058.39	173.00			6,191.61			
12	NABARD-RIDF 03/ KHUNTI/2015-16	63,991.09		174.00	64,165.09						
13	FSPF Ghazipur_Mardah	1,05,400.00	1,05,400.00		-						
14	FSPF Jakhania	-			-						
15	SDP, Kathua (Jammu)	-			-						
16	CAT Dairy Exposure Programm and Training, Kathua	-			-						
17	MEDP Jute /Cloth Bag Training Programm, Kathua	-			-	56,100.00					
18	Sukhal Khad Watershed FSR & CBP, Kathua	-			-	86,971.00					
19	Sukhal Khad Watershed _ FIP , Kathua			5,66,691.00	5,66,691.00						
20	Sukhal Khad Watershed _ Interim Plan Kathua	52,360.00	52,360.00		-						
21	Talain Watershed_ CBP, Kathua	1,32,188.00	1,32,188.00		-						
22	Talain Watershed_ Interim Plan, Kathua			86,043.00	86,043.00						
23	Talain Watershed FSR DPR, Kathua		87,700.00		-87,700.00	87,700.00					
24	Hali Sawla Springshed _PIP			72,634.00	72,634.00						
25	Kothian Khera Lehar Watershed _CBP			1,03,152.00	1,03,152.00						
26	Reliance Foundation, Mandla	284.00	284.00		-	4,86,714.00					
27	Samekit Birsa Gram Vikas Yojana Cum Krishak pathsala	0		2,608.00	2,608.00	352392		4,90,000.00			
28	ICS-Project , Chatarpur-MP			36,52,087.00	36,52,087.00						
29	FSPF - Chitarpur (Ramgarh)			5,34,670.00	5,34,670.00						
30	WADI GHANSOR & DHANORA	-3,74,097.98		3,74,097.98	-						
31	WADI PARASWADA	23,07,869.52	23,07,869.52		-						
32	WADI DEORI	-12,23,676.15		12,23,676.15	-						
33	Training Centre, Gondia	6,90,756.23	47,921.50		6,42,834.72						
34	RS, Balaghat	20,93,988.69		19,475.71	21,13,464.40						
35	RS, Gondia	23,30,173.45		2,80,743.81	26,10,917.27						
36	CFT, Balaghat	43,79,923.48		2,586.00	43,82,509.48						
37	WADI Baihar	-10,67,938.84		10,67,938.84	-						
38	Wadi Salekasa	-2,25,333.00		2,25,333.00	-						
39	Others Project	19,06,725.26	19,06,725.26		-						
	<b>Total</b>	<b>4,60,98,067.98</b>	<b>59,50,110.16</b>	<b>1,70,70,276.83</b>	<b>5,72,18,234.64</b>	<b>22,16,998.89</b>	<b>-</b>	<b>26,12,700.52</b>	<b>26,883.00</b>	<b>90,000.00</b>	<b>4,75,695.00</b>



**Social Action for Rural Development (SARDA) , Ramgarh**  
**Schedule II of Properties & Assets Forming Part of Consolidated Balance Sheet As on 31st March, 2025**

Particulars	F I X E D A S S E T S					Cash & Bank Balances		Sundry Debtors (Current Assets)	Loan and Advance (Asstes)	Branch and Division	Investment	GST Receivable	TDS Receivable	EMD/Security Deposit
	Balance As on 01.04.2024	During the Year		Depreciation	Balance As On 31.03.2025	Bank	Cash							
		Addition	Deductions											
Resource Support (HO)	31,39,815.33	3,43,062.89		2,93,839.62	31,89,038.60	55,47,206.85	82,856.60	1,43,68,495.27	-2,09,378.43	56,47,640.96	93,56,440.00	4,55,300.26	13,38,032.00	39,24,106.71
NABARD-RIDF 01/ SIMDEGA/ 2015-16	-				-	12,947.87							24110.00	1,10,141.00
Sarda Training Centre, Ramgarh	3,21,729.21	17,940.00		74,913.21	2,64,756.00	24,541.20	-	2,07,057.30	2,09,858.70	67,679.68				
Jogarnala Watershed Project _Mang.cost WDF					-			1,25,863.00						
Jogarnala Watershed Project - FSR, Mirzapur	-				-									
FSPF Ghazipur	-				-			1,09,127.00						
Hemara Watershed , Gaya	-				-	1,276.54						4,30,139.00		
Balaghat Agro Cluster (SFURTI )	-				-			10,00,000.00					35625.00	
SFAC, New Delhi	-				-					6,875.68				
FCRA- A/c , Ramgarh	-				-	457.69								
NABARD-RIDF 01/ KHUNTI/2015-16	-				-	6,364.61								
NABARD-RIDF 03/ KHUNTI/2015-16	-				-	6,412.09		57,753.00						
FSPF Ghazipur _Mardah	-				-									
FSPF Jakhania	-				-									
SDP, Kathua (Jammu)	-				-									
CAT Dairy Exposure Program and Training, Kathua	-				-									
MEDP Jute /Cloth Bag Training Program, Kathua	-				-			56,100.00						
Sukhal Khad Watershed FSR & CBP, Kathua	-				-			86,971.00						
Sukhal Khad Watershed _ FIP , Kathua	-				-					5,66,691.00				
Sukhal Khad Watershed _ Interim Plan Kathua	-				-									
Talain Watershed _ CBP, Kathua	-				-									
Talain Watershed _ Interim Plan, Kathua	-				-					86,043.00				
Talain Watershed FSR DPR, Kathua	-				-									
Hali Sawla Springshed _ PIP	-				-					72,634.00				
Kothian Khera Lehar Watershed _ CBP	-				-					1,03,152.00				
Reliance Foundation (Mandla)	-				-	2,484.00		4,84,230.00						
Samekit Birsa Gram Vikas Yojana Cum Krishak pathsala	-				-			8,45,000.00						
ICS-Project , Chatarpur-MP	-				-					3652087				
FSPF - Chitarpur (Ramgarh)	-				-					534670				
WADI GHANSOR & DHANORA	-				-									
WADI PARASWADA	-				-									
WADI DEORI	-				-									
Training Centre, Gondia	10,91,267.93			70,319.66	10,20,948.27	74,377.06		14,07,920.00		-18,74,386.60				13,976.00
RS, Balaghat	19,358.16			7,743.26	11,614.90	2,60,815.50		4,32,058.00	12,69,744.00	7,952.00				1,31,280.00
RS, Gondia	9,51,715.44			11,185.87	9,40,529.58	12,061.64		51,18,635.00	2,87,979.50	-44,41,255.45			621189.00	71778
CFT, Balaghat	-				-	95,660.48				42,86,849.00				
WADI Baihar	-				-									
Wadi Salekasa	-				-									
Others Project	-				-									
<b>Total</b>	<b>55,23,886.08</b>	<b>3,61,002.89</b>	<b>-</b>	<b>4,58,001.63</b>	<b>54,26,887.34</b>	<b>60,44,605.53</b>	<b>82,856.60</b>	<b>2,42,99,209.57</b>	<b>15,58,203.77</b>	<b>87,16,632.27</b>	<b>93,56,440.00</b>	<b>8,85,439.26</b>	<b>20,18,956.00</b>	<b>42,51,281.71</b>
												TDS 2017-22	<b>8,16,534.00</b>	
												TDS 24-25	<b>12,02,422.00</b>	



**Social Action for Rural Development (SARDA), Ramgarh**


**Schedule III of Income & Expenditure Forming Part of Consolidated Income & Expenditure Account As on 31st March, 2024**

SL.No.	Name of Projects	EXPENDITURE		I N C O M E			FOR THE YEAR		
		Indirect Exp.(Project)	Depreciation	Grant/Consultancy Fees	Other Items	Interest on FD	Interest	Deficit	Surplus
1	Resource Support (HO)	2,21,99,282.18	2,93,839.62	2,76,22,591.00		3,16,122.00	1,86,332.65	56,31,923.85	
2	NABARD-RIDF 01/ SIMDEGA/ 2015-16			27,48,353.13			351.00	27,48,704.13	
3	Sarda Training Centre, Ramgarh	11,88,826.12	74,913.21	12,56,663.30	-	13,047.00	2,151.00	8,121.97	
4	Jogarnala Watershed Project _Mang.cost WDF	3,96,600.00						3,96,600.00	
5	Jogarnala Watershed Project, Mirzapur								
6	FSPF Ghazipur			17,796.00				17,796.00	
7	Hemara Watershed , Gaya								
8	Balaghat Agro Cluster (SFURTI )	29,85,096.88		20,71,840.00			195.00	9,13,061.88	
9	SFAC, New Delhi	17,41,500.00		17,81,250.00				39,750.00	
10	FCRA- A/c , Ramgarh						12.00	12.00	
11	NABARD-RIDF 01/ KHUNTI/2015-16			4,11,885.39			173.00	4,12,058.39	
12	NABARD-RIDF 03/ KHUNTI/2015-16						174.00	174.00	
13	FSPF Ghazipur _Mardah	1,92,000.00		86,600.00				1,05,400.00	
14	FSPF Jakhania								
15	SDP, Kathua (Jammu)								
16	CAT Dairy Exposure Programm and Training, Kathua								
17	MEDP Jute /Cloth Bag Training Programm, Kathua								
18	Sukhal Khad Watershed FSR & CBP, Kathua	-		-					
19	Sukhal Khad Watershed _ FIP , Kathua	24,819.00		5,91,510.00				5,66,691.00	
20	Sukhal Khad Watershed _ Interim Plan Kathua	1,69,819.00		1,17,459.00			52,360.00		
21	Talain Watershed_ CBP, Kathua	1,32,188.00					1,32,188.00		
22	Talain Watershed_ Interim Plan, Kathua	36,498.00		1,22,541.00				86,043.00	
23	Talain Watershed FSR DPR, Kathua	2,33,871.00		1,46,171.00			87,700.00		
24	Hali Sawla Springshed _PIP	1,64,000.00		2,36,634.00				72,634.00	
25	Kothian Khera Lehar Watershed _CBP	1,83,900.00		2,87,052.00				1,03,152.00	
26	Reliance Foundation (Mandla)	55,00,903.00		55,00,619.00			284.00		
27	Samekit Birsa Gram Vikas Yojana Cum Krishak pathsala	40,13,501.00		32,28,417.00	7,87,692.00			2,608.00	
28	ICS-Project , Chatarpur-MP	2,84,91,903.00		3,21,43,990.00				36,52,087.00	
29	FSPF - Chitarpur (Ramgarh)	30,000.00		5,64,670.00				5,34,670.00	
30	WADI GHANSOR & DHANORA	7,296.02		3,81,394.00				3,74,097.97	
31	WADI PARASWADA	23,07,869.52		-			23,07,869.52		
32	WADI DEORI	4,954.85		12,28,631.00				12,23,676.15	
33	Training Centre, Gondia	10,000.84	70,319.66		28,311.00	3,924.00	164.00	47,921.50	
34	RS, Balaghat	6,19,673.03	7,743.26	6,44,290.00			2,602.00	19,475.71	
35	RS, Gondia	60,89,086.32	11,185.87	63,74,916.00			6,100.00	2,80,743.81	
36	CFT, Balaghat						2,586.00	2,586.00	
37	WADI Baihar	4,080.16		10,72,019.00				10,67,938.84	
38	Wadi Salekasa	31,852.00		2,57,185.00				2,25,333.00	
39	Others Projects	19,06,725.26						19,06,725.26	
	<b>Total</b>	<b>7,86,66,245.18</b>	<b>4,58,001.63</b>	<b>8,88,94,476.82</b>	<b>8,16,003.00</b>	<b>3,33,093.00</b>	<b>2,00,840.65</b>	<b>59,50,110.16</b>	<b>1,70,70,276.82</b>
		79124246.81		90244413.47				11120166.66	
				Interest on IT		119211.00			
				Interest from Bank		81629.65			




**social Action for Rural Development (SARDA), Ramgarh**  
**Schedule IV of Receipt & Payment Forming Part of Consolidated Receipt & Payment Account As on 31st March, 2025**

Sl.No.	Name of Projects	Receipt									Payment					Closing Balance as on 31.03.2025		
		Opening Balance as on 01-04-24		Grant Received	Other Income	Interest Rec.	Branch & Division	Loan & Advance, S.Creditors and other payable	Sundry Debtors	Refund SD/ FD	Indirect Expenses	Loan and Advance / S.Debtors/duty & Taxes	Sundry Creditors	Fixed Assets Purchase	Investment/FD/ SD	Branch /Division	Bank	Cash
		Bank	Cash														Bank	Cash
1	Resource Support (HO)	32,60,816.93	1,31,763.00	10,49,219.00	15,001.50	3,26,229.65	4,58,83,639.00	47,59,130.56	2,58,63,125.00	48,84,100.00	18,16,866.30	3,60,24,664.30	464,515.00	2,700.00	75,86,340.59	3,04,67,235.00	55,47,206.85	82,856.60
2	NABARD-RIDF 01/ SIMDEGA/ 2015-16	12,596.87				351.00											12,947.87	
3	Sarda Training Centre, Ramgarh	1,67,056.84				10,590.00	-		10,76,018.00	93,242.00	1,25,739.64	1,01,300.00	3,41,485.00	3,840.00	50,000.00	7,00,001.00	24,541.20	-
4	Jogarnala Watershed Project _Mang.cost WDF																	
5	Jogarnala Watershed Project, Mirzapur																	
6	FSPF Ghazipur																	
7	Hemara Watershed , Gaya																	
8	Balaghat Agro Cluster (SFURTI )	12,50,170.54		20,71,840.00		195.00					5,95,435.88		20,71,840.00			6,53,653.12	1,276.54	
9	SFAC, New Delhi																	
10	FCRA- A/c , Ramgarh	445.69				12.00											457.69	
11	NABARD-RIDF 01/ KHUNTI/2015-16	6,191.61				173.00											6,364.61	
12	NABARD-RIDF 03/ KHUNTI/2015-16	6,238.09				174.00											6,412.09	
13	FSPF Ghazipur_Mardah																	
14	FSPF Jakhania																	
15	SDP, Kathua (Jammu)																	
16	CAT Dairy Exposure Programm and Training, Kathua																	
17	MEDP Jute /Cloth Bag Training Programm, Kathua																	
18	Sukhal Khad Watershed FSR & CBP, Kathua																	
19	Sukhal Khad Watershed _FIP, Kathua																	
20	Sukhal Khad Watershed _Interim Plan Kathua																	
21	Talain Watershed _CBP, Kathua																	
22	Talain Watershed _ Interim Plan, Kathua																	
23	Talain Watershed FSR D'PR, Kathua																	
24	Hali Sawla Springshed _FIP																	
25	Kothian Khera Lehar Watershed _CBP																	
26	Reliance Foundation (Mandla)	1,284.00		50,16,389.00				5,000.00					34,04,958.00			16,15,231.00	2,484.00	
27	Samekit Birsa Gram Vikas Yojana Cum Krishak pathsala																	
28	ICS-Project , Chatarpur-MP																	
29	FSPF - Chitarpur (Ramgarh)																	
30	WADI GHANSOR & DHANORA	6,967.32						328.70			7,296.02							
31	WADI PARASWADA	96,016.52	204.00					2,676.00			98,896.52							
32	WADI DEORI	4,821.85						133.00			4,954.85							
33	Training Centre, Gondia	5,902.90			28,311.00	164.00			50,000.00		10,000.84						74,377.06	
34	RS, Balaghat	1,45,148.53		6,44,290.00		2,602.00	16,58,000.00		16,000.00		5,07,223.03	59,355.00				16,38,647.00	2,60,815.50	
35	RS, Gondia	5,17,149.96		2,17,920.00		6,100.00	7,59,448.00		15,59,953.00		10,35,968.32	2,15,941.00				17,96,600.00	12,061.64	
36	CFT, Balaghat	93,074.48				2,586.00											95,660.48	
37	WADI Baihar	3,776.16						304.00			4,080.16							
38	Wadi Salekasa	30,354.00						1,498.00			31,852.00							
39	Others Projects																	
		56,08,012.29	1,31,967.00	89,99,658.00	43,312.50	3,49,176.65	4,83,01,087.00	47,69,070.26	2,85,65,096.00	49,77,342.00	42,38,313.56	3,64,01,260.30	1,04,63,438.00	6,540.00	76,36,340.59	3,68,71,367.12	60,44,605.53	82,856.60



**social Action for Rural Development (SARDA), Ramgarh**

SL.No.	Annexure "A"				Total Expenditure
	Name of Projects	Project Maintenance Exp.	Administrative Exp.	Training & Development Exp	
1	Resource Support (HO)	1,76,87,425.74	33,16,392.33	11,05,464.11	2,21,09,282.18
2	NABARD-RIDF 01/ SIMDEGA/ 2015-16	-	-	-	-
3	Sarda Training Centre, Ramgarh	9,51,060.90	1,78,323.92	59,441.31	11,88,826.12
4	Jogarnala Watershed Project _Mang.cost WDF	3,17,280.00	59,490.00	19,830.00	3,96,600.00
5	Jogarnala Watershed Project, Mirzapur	-	-	-	-
6	FSPF Ghazipur	-	-	-	-
7	Hemara Watershed , Gaya	-	-	-	-
8	Balaghat Agro Cluster (SFURTI )	23,88,077.50	4,47,764.53	1,49,254.84	29,85,096.88
9	SFAC, New Delhi	13,93,200.00	2,61,225.00	87,075.00	17,41,500.00
10	FCRA- A/c , Ramgarh	-	-	-	-
11	NABARD-RIDF 01/ KHUNTI/2015-16	-	-	-	-
12	NABARD-RIDF 03/ KHUNTI/2015-16	-	-	-	-
13	FSPF Ghazipur _Mardah	1,53,600.00	28,800.00	9,600.00	1,92,000.00
14	FSPF Jakhania	-	-	-	-
15	SDP, Kathua (Jammu)	-	-	-	-
16	CAT Dairy Exposure Programm and Training, Kathua	-	-	-	-
17	MEDP Jute /Cloth Bag Training Programm, Kathua	-	-	-	-
18	Sukhal Khad Watershed _ FIP , Kathua	-	-	-	-
19	Sukhal Khad Watershed FSR & CBP, Kathua	19,855.20	3,722.85	1,240.95	24,819.00
20	Sukhal Khad Watershed _ Interim Plan Kathua	1,35,855.20	25,472.85	8,490.95	1,69,819.00
21	Talain Watershed _ CBP, Kathua	1,05,750.40	19,828.20	6,609.40	1,32,188.00
22	Talain Watershed _ Interim Plan, Kathua	29,198.40	5,474.70	1,824.90	36,498.00
23	Talain Watershed FSR DPR, Kathua	1,87,096.80	35,080.65	11,693.55	2,33,871.00
24	Hali Sawla Springshed _PIP	1,31,200.00	24,600.00	8,200.00	1,64,000.00
25	Kothian Khera Lehar Watershed _CBP	1,47,120.00	27,585.00	9,195.00	1,83,900.00
26	Reliance Foundation (Mandla)	44,00,722.40	8,25,135.45	2,75,045.15	55,00,903.00
27	Samekit Birsa Gram Vikas Yojana Cum Krishak pathsala	32,10,800.80	6,02,025.15	2,00,675.05	40,13,501.00
28	ICS-Project , Chatarpur-MP	2,27,93,522.40	42,73,785.45	14,24,595.15	2,84,91,903.00
29	FSPF - Chitarpur (Ramgarh)	24,000.00	4,500.00	1,500.00	30,000.00
30	WADI GHANSOR & DHANORA	5,836.82	1,094.40	364.80	7,296.02
31	WADI PARASWADA	18,46,295.62	3,46,180.43	1,15,393.48	23,07,869.52
32	WADI DEORI	3,963.88	743.23	247.74	4,954.85
33	Training Centre, Gondia	8,000.67	1,500.13	500.04	10,000.84
34	RS, Balaghat	4,95,738.42	92,950.95	30,983.65	6,19,673.03
35	RS, Gondia	48,71,269.06	9,13,362.95	3,04,454.32	60,89,086.32
36	CFT, Balaghat	-	-	-	-
37	WADI Baihar	3,264.13	612.02	204.01	4,080.16
38	Wadi Salekasa	25,481.60	4,777.80	1,592.60	31,852.00
39	Others Projects	15,25,380.21	2,86,008.79	95,336.26	19,06,725.26
		<b>6,28,60,996.14</b>	<b>1,17,86,436.78</b>	<b>39,28,812.26</b>	<b>7,85,76,245.18</b>



*(Handwritten signature)*



**SOCIAL ACTION FOR RURAL DEVELOPMENT (SARDA)**

**RAMGARH, JHARKHAND**

**Schedule- V**

**SCHEDULE OF FIXED ASSETS ANNEXED TO AND FORMING PART OF BALANCE SHEET AS AT 31st MARCH,2025**

ASSETS	WDV as on 01.04.2024	ADDITION		DEDUCTION	TOTAL	RATE	DEPRECIATION	WDV as on 31.03.2025
		1st Half	2nd Half					
Land	31,76,487.00	-	0.00		31,76,487.00		-	31,76,487.00
Furniture & Fixtures	3,02,366.14	5,700.00	0.00		3,08,066.14	10%	30,806.61	2,77,259.53
Computers, Printer & Software	2,94,045.28	-	33474.58		3,27,519.86	40%	1,24,313.00	2,03,206.86
Electrical & Office Equipments	2,54,501.59	48,838.31	0.00		3,03,339.90	15%	45,500.98	2,57,838.91
Motor Cycle	1,46,545.51				1,46,545.51	15%	21,981.83	1,24,563.68
Camera	40,758.00				40,758.00	15%	6,113.70	34,644.30
Audio- Visual Equipments	999.29				999.29	15%	149.89	849.40
Photostate/Fax Machine	9,488.27				9,488.27	15%	1,423.24	8,065.03
Cooler & Fans	10,510.85	-			10,510.85	15%	1,576.63	8,934.23
Vehicles	11,46,662.99	-			11,46,662.99	15%	1,71,999.45	9,74,663.54
Projector	27,307.93				27,307.93	15%	4,096.19	23,211.74
Mobile	44,992.26		0.00		44,992.26	15%	6,748.84	38,243.42
CCTV Camra Setup	33,532.34	1,65,785.00	8205.00		2,07,522.34	15%	30,512.98	1,77,009.37
Air Conditioners	21,555.29		99000.00		1,20,555.29	15%	10,658.29	1,09,897.00
Auto Clave	14133.32				14,133.32	15%	2,120.00	12,013.32
<b>TOTAL</b>	<b>55,23,886.06</b>	<b>2,20,323.31</b>	<b>1,40,679.58</b>	<b>-</b>	<b>58,84,888.95</b>		<b>4,58,001.63</b>	<b>54,26,887.32</b>

